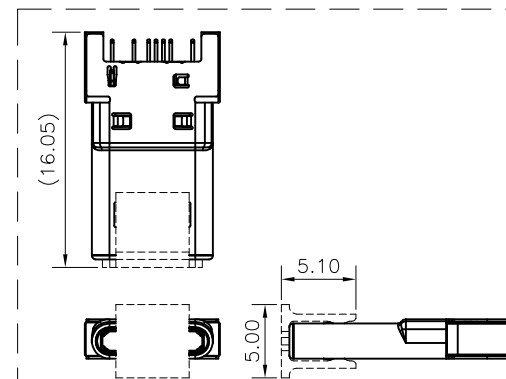
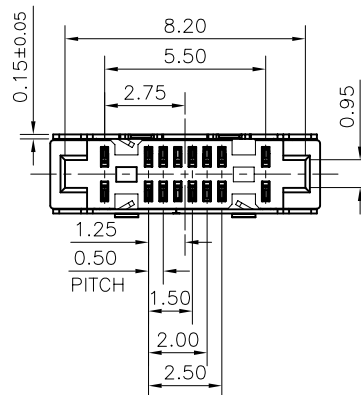
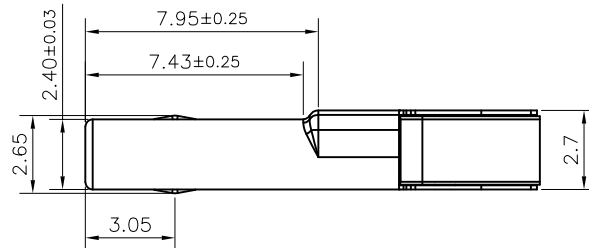
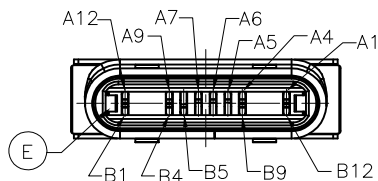


NOTES:

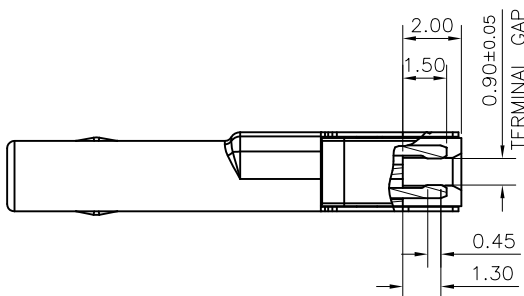
1. MATERIAL:
SEE THE TABLE
2. FINISH:
2.1 CONTACT:
50u" MIN. NICKEL PLATING OVERALL
80u" MIN. MATT TIN PLATING ON SOLDER TAIL
2: GOLD FLASH PLATING ON CONTACT
3. SPEC. PLS. REFER TO SPEC-55911-XXXXX-XXX
4. PACKAGE PLS. :
(1)P/N: 55911-0120X-XXX REFER TO:55911-XXXXX-001-PCK
(2)P/N: 55911-0127X-XXX REFER TO:55911-XXXXX-002-PCK

5. PART NUMBER

55911-012 X X-XXX
 CKTS _____ | _____ 001:NONE
 012: 12PIN(WITH Vconn PIN) | _____ PLATING
 PACKING _____ | _____ 2: GOLD FLASH PLATING ON CONTACT
 0: TAPE REEL
 7: TAPE & REEL WITH COVER



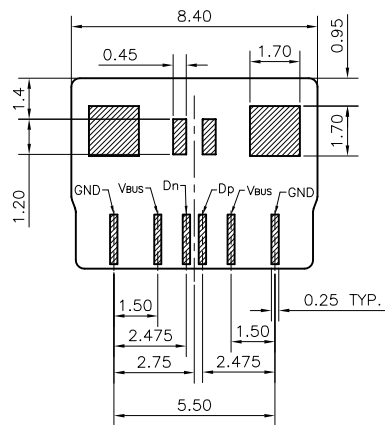
WITH COVER DRAWING
(SCALE 1:2)



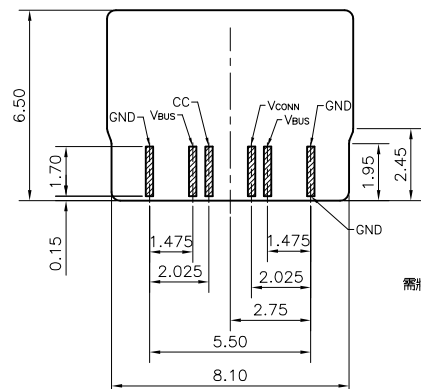
| | | | |
|-----|------------------|-----|-------------------|
| A1 | GND | B1 | GND |
| A4 | V _{BUS} | B4 | V _{BUS} |
| A5 | CC1 | B5 | V _{conn} |
| A6 | Dp | | |
| A7 | Dn | | |
| A9 | V _{BUS} | B9 | V _{BUS} |
| A12 | GND | B12 | GND |

| NO | DESCRIPTION | QTY | MATERIAL | PLATING & COLOR |
|----|-------------|-----|--|-----------------|
| A | HOUSING | 1 | LCP E130i+30%G/F UL94V-0 | BLACK |
| B | SPACER | 1 | LCP E130i+30%G/F UL94V-0 | BLACK |
| C | SHELL | 1 | SUS304 3/4H, T=0.17mm | N/A |
| D | TERMINALR | 8 | V _{BUS} /GND PIN: C7035-TM04 OTHER PIN: CS210-SH | GOLD FLASH |
| E | LATCH | 1 | SUS304-1/2H, T=0.25mm | N/A |

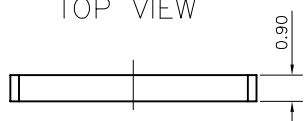
| | | | |
|---|---|--|----------------------|
| 一般公差 TOLERANCES X. ±0.5 XX ±0.15 X ±0.25 XXX ±0.1 ANGLES ±2° | | 宏致電子股份有限公司 Aces Electronics Co.,Ltd. | |
| 檢驗尺寸標示 SYMBOLS INDICATE CLASSIFICATION DIMENSION | 品名 (TITLE) USB2.0 TYPE C PLUG RIVETING TYPE | 製圖 (DR) 16/12/01 BRUCE | 審核 (CHKD) MARK-C |
| MARK IS CRITICAL DIM. MARK IS MAJOR DIM. | 圖號 (DWG NO.) 55911-012XX-XXX | 核准 (APPD) JACK | |
| 表面處理 (FINISH) | 比例 (SCALE) 4:1 | 單位 (UNITS) mm | 張數 (SHEET) 1 OF 2 |
| | | | 尺寸 (SIZE) A4 |
| | | | 版次 (REV) A |



TOP VIEW

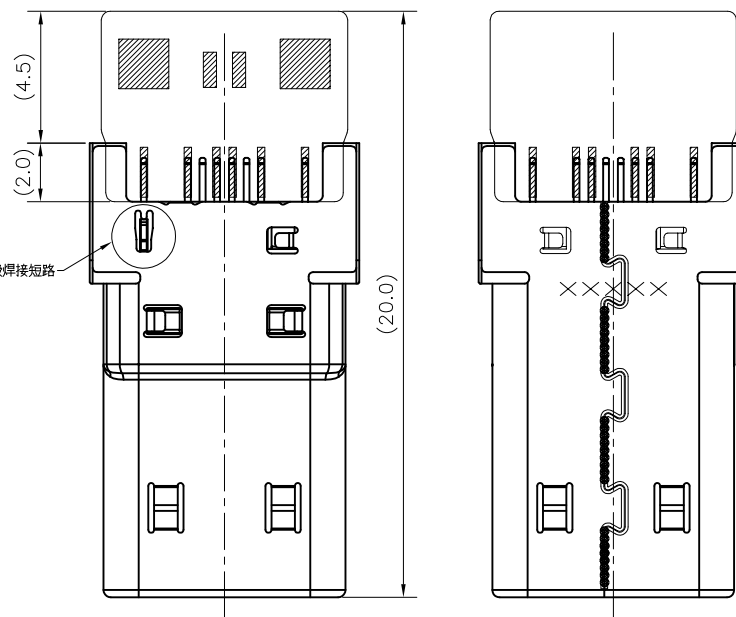


BOTTOM VIEW

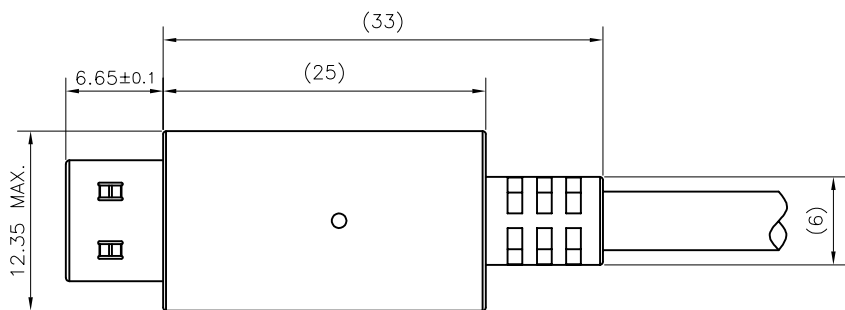


RECOMMENDED PADDLE CARD DIMENSIONS (REF.)
 GENERAL TOLERANCE ± 0.05
 (USED FOR 5A MAX. CURRENT)


需將GND端子與鐵殼焊接短路



PADDLE CARD ASSEMBLY DIMENSIONS (REF.)



USB TYPE C OVERMOLDING CABLE DIMENSION FIGURE



| | | | | |
|---|--|---|------------------|----------------------------|
| 一般公差 TOLERANCES X. ± 0.5 XX ± 0.15 X ± 0.25 XXX ± 0.1 ANGLES $\pm 2^\circ$ | | 宏致電子股份有限公司 Aces Electronics Co.,Ltd. | | |
| 檢驗尺寸標示 SYMBOLS $\text{\textcircled{C}}$ $\text{\textcircled{M}}$ INDICATE CLASSIFICATION DIMENSION | | 品名 (TITLE) USB2.0 TYPE C PLUG RIVETING TYPE | | 製圖 (DR) 16'/12/01 BRUCE |
| $\text{\textcircled{C}}$ MARK IS CRITICAL DIM. $\text{\textcircled{M}}$ MARK IS MAJOR DIM. | | 圖號 (DWG NO.) 55911-012XX-XXX | | 審核 (CHKD) MARK-C |
| 表面處理 (FINISH) | | 比例 (SCALE) 4:1 | 單位 (UNITS) mm | 核准 (APPD) JACK |
| | | 張數 (SHEET) 2 OF 2 | 尺寸 (SIZE) A4 | 版次 (REV) A |